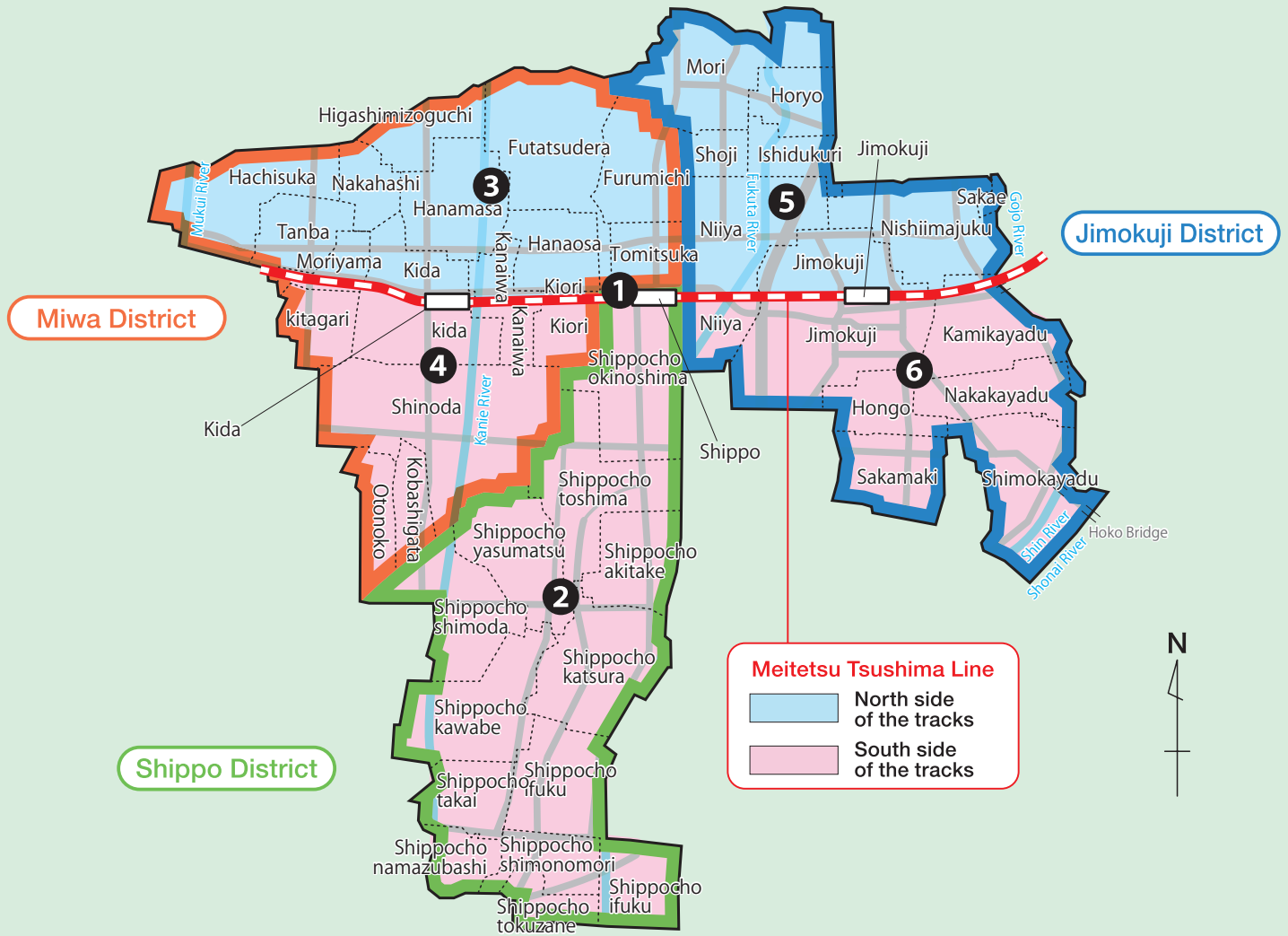


Garbage produced by residents in Ama City is collected by Ama City. You are required to follow the rules regarding Ama City-designated garbage bags, collection day, and separation method. Garbage not following the rules will not be collected. If your garbage is not collected, you will inconvenience your neighbors.
























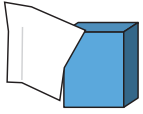
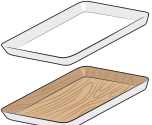





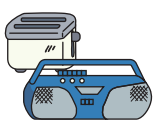








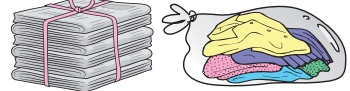
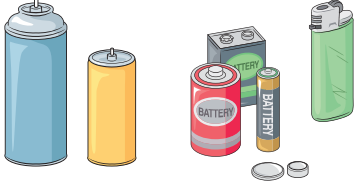
● Garbage collection schedule by district

	Shippo District		Miwa District		Jimokuji District	
Border: Meitetsu Tsushima Line	North side of the tracks	South side of the tracks	North side of the tracks	South side of the tracks	North side of the tracks	South side of the tracks
District number	①	②	③	④	⑤	⑥
Combustible garbage Please put out garbage by 8:30 a.m. on the collection day.	Monday and Thursday every week	Tuesday and Friday every week	Monday and Thursday every week	Tuesday and Friday every week	Monday and Thursday every week	Tuesday and Friday every week
Plastic garbage Please put out garbage by 8:30 a.m. on the collection day.	Wednesday every week					
Non-combustible garbage Please put out garbage by 8:30 a.m. on the collection day.	The second (2 nd) Saturday every month	The third (3 rd) Saturday every month	The second (2 nd) Saturday every month	The third (3 rd) Saturday every month	The second (2 nd) Saturday every month	The third (3 rd) Saturday every month
Recyclable garbage Please put out garbage by 9:00 a.m. on the collection day.	The second (2 nd) Wednesday every month		The third (3 rd) Wednesday every month		The fourth (4 th) Wednesday every month	

* Non-combustible garbage is collected once a month.

Household garbage separation table

Garbage	Items to be collected
<p>Combustible garbage</p>  <p>Ama City-designated garbage bag for combustibles</p> <p>Please check the store list.</p>	<div style="display: flex; justify-content: space-between;"> <div style="width: 20%;"> <p>Kitchen garbage Food garbage, leftover food, fruit peel, used tea leaves, shells, etc.</p>  </div> <div style="width: 20%;"> <p>Paper scraps Tissue paper, disposable diapers, sanitary goods, vinyl-coated paper, cigarettes, etc.</p>  </div> <div style="width: 20%;"> <p>Plant and wood materials Small amounts of tree branches, grass and leaves</p>  </div> <div style="width: 20%;"> <p>Leather/fabric products Cushions, stuffed toys, shoes, etc.</p>  </div> </div> <ul style="list-style-type: none"> ● Drain liquid completely from food scraps before disposal. ● Wrap up sharp waste such as bamboo skewers in paper, etc. before disposal. ● Flush waste in disposable diapers down the toilet. ● Absorb waste oil such as cooking oil in paper or cloth. <p>Dirty (even a little) plastic containers/packaging with the symbol </p> <div style="display: flex; justify-content: space-around;"> <div style="text-align: center;">  <p>Bowls/packs</p> </div> <div style="text-align: center;"> <p>Bottles</p>  </div> <div style="text-align: center;">  <p>Plastic bags</p> </div> <div style="text-align: center;"> <p>Trays</p>  </div> <div style="text-align: center;"> <p>Tubes</p>  </div> </div> <p>Waste plastic garbage which does not contain glass, ceramics, metals, or rubbers</p> <div style="display: flex; justify-content: space-around;"> <div style="text-align: center;"> <p>Tape</p>  <p>Videocassette tapes</p> </div> <div style="text-align: center;"> <p>Cassette tapes</p>  </div> <div style="text-align: center;"> <p>Nets</p>  </div> <div style="text-align: center;"> <p>Synthetic resin products</p>  </div> <div style="text-align: center;"> <p>(Vinyl) Boots</p>  </div> <div style="text-align: center;"> <p>Refrigerants</p>  </div> </div>
<p>Plastic garbage</p>  <p>Ama City-designated garbage bag for plastic garbage</p> <p>Please check the store list.</p>	<p>Clean plastic containers/packaging with the symbol </p> <div style="display: flex; justify-content: space-around;"> <div style="text-align: center;">  <p>Caps</p> </div> <div style="text-align: center;">  <p>Bowls/packs</p> </div> <div style="text-align: center;">  <p>Polystyrene</p> </div> <div style="text-align: center;">  <p>Plastic bags</p> </div> <div style="text-align: center;">  <p>Packaging film</p> </div> <div style="text-align: center;">  <p>Trays</p> </div> </div>
<p>Non-combustible garbage</p>  <p>Ama City-designated garbage bag for non-combustibles</p> <p>Please check the store list.</p>	<p>Glass, ceramics, metal items, rubber products, and garbage which contains any of these</p> <div style="display: flex; justify-content: space-around;"> <div style="text-align: center;">  <p>Glass and ceramics</p> </div> <div style="text-align: center;">  <p>Metal products</p> </div> <div style="text-align: center;">  <p>Toys</p> </div> <div style="text-align: center;">  <p>Stationery</p> </div> <div style="text-align: center;">  <p>Small-size electrical appliances</p> </div> </div> <p>Other sundry goods Needles, razors, pocket warmers, aluminum foil, desiccants, thermometers, etc.</p> <ul style="list-style-type: none"> ● Wrap up needles, razors, knives, and fragile articles such as glass in paper, etc. before disposal. <div style="background-color: yellow; padding: 5px; margin-top: 10px;"> <p>* To prevent accidents, dispose of spray/gas cans, dry-cell batteries and lighters as recyclable garbage, not as non-combustible garbage.</p> </div> <p>* Computers and products subject to the Home Appliance Recycling Act (four kinds of home electronics) are not collected.</p>

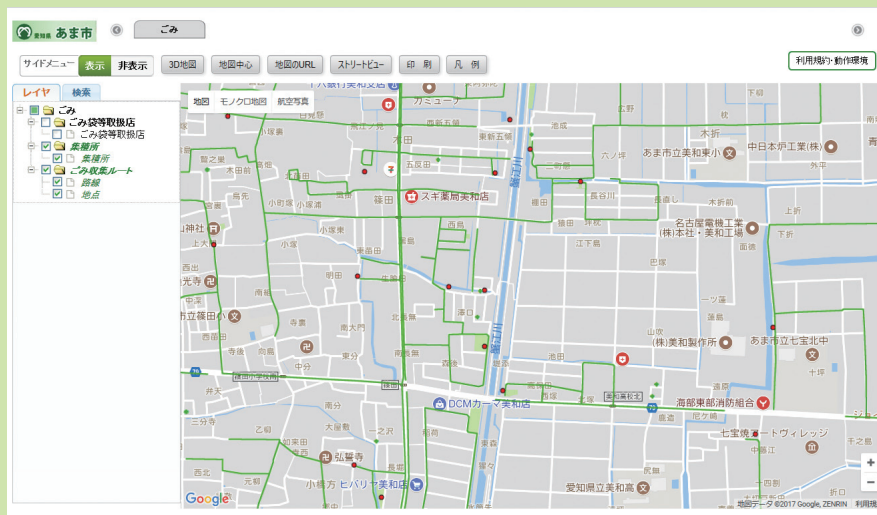
Garbage	Items to be collected	
<p data-bbox="118 600 284 672">Recyclable garbage</p> 	<p data-bbox="395 286 475 309">Bottles</p>	 <ul style="list-style-type: none"> ● Remove caps. ● Empty the contents completely before disposal. ● Empty cosmetic bottles can be disposed of. ● Dispose of broken bottles, glass, and ceramics as non-combustible garbage.
	<p data-bbox="403 465 467 488">Cans</p>	 <ul style="list-style-type: none"> ● Articles with this symbol  ● Empty the contents completely before disposal. ● Articles of any size can be disposed of. ● Place aluminium cans and steel cans together in one bag. ● Lids of the same material can be disposed of as is.
	<p data-bbox="371 633 491 678">Plastic PET bottles</p>	 <ul style="list-style-type: none"> ● Articles with this symbol  ● Paper labels can be disposed of as is. ● Remove caps. ● Empty the contents completely before disposal.
	<p data-bbox="371 813 491 857">Used paper Used cloth</p>	<p data-bbox="518 757 933 801">Newspapers, magazines, cardboard, milk cartons, etc. Clothes, towels, blankets, etc.</p>  <ul style="list-style-type: none"> ● Bundle used paper with string in a criss-cross fashion or put in a plastic bag (of any color). ● Put used cloth in a plastic bag (of any color).
	<p data-bbox="387 958 483 1003">Spray/ gas cans</p> <p data-bbox="387 1025 483 1070">Dry-cell batteries</p> <p data-bbox="387 1093 483 1126">Lighters</p>	 <ul style="list-style-type: none"> ● Use up spray/gas cans and lighters completely before disposal. ● It is not necessary to pierce the can. ● To prevent accidents, do not dispose of as non-combustible garbage.

* Garbage stations and garbage collection route are available at the “Ama City garbage navigator” below.

Ama City garbage navigator

This offers an Ama City garbage collection map.

<http://aa175995ou.smartrelease.jp/ama/shisetsu/gomi/>



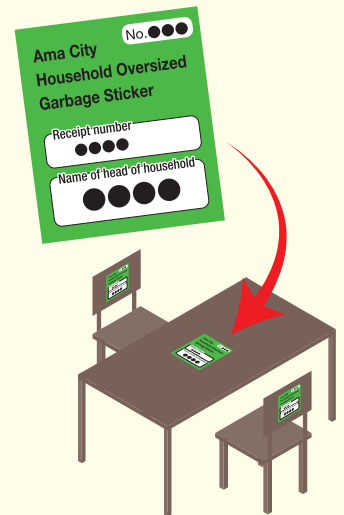
Oversized Garbage Reception Center

Please make a reservation by contacting us by phone or online, with the following necessary information:

- Items to be collected, quantity (up to 5 items per household), place they will be put out, etc.
- Information of the representative (head of household, etc.) [name, address, and phone number]

1 Purchase an “Ama City Household Oversized Garbage Sticker (200 yen per sticker)” at the city-designated garbage bag handling office. Then, be sure to write your receipt number and the name of the representative (head of household, etc.) on the sticker, and attach one oversized garbage sticker to each piece of oversized garbage in an easy-to-see position.
Note: May not be available depending on the handling office.

2 By 8:30 a.m. on the day of collection, put your garbage out in a place facing the road where the garbage truck can stop outside your home. (In the case of apartment blocks, etc., an empty space in the parking lot on the first floor, etc.) You do not need to be present for garbage collection.



Notes

- 1 You cannot specify the collection time.
- 2 The receipt number is also required when adding, changing, or canceling, so keep it in a safe place.
- 3 If there is anything unclear about your reservation, the Oversized Garbage Reception Center will contact you by phone.
- 4 If you want to change or add to the reservation details, let us know at least one week before the collection date. If you want to cancel part or all of your order, let us know at least one day before the collection date.
- 5 Garbage cannot be collected if any of the following conditions apply on the collection day. Even if you would like to re-collect, if the garbage is not collected on the same day, you will need to make a new reservation.

- Reserved garbage cannot be found.
- There are more than 6 items of garbage.
- Garbage (trade refuse, etc.) that cannot be collected by the city is put out.
- Different from the details of the garbage in the reservation.
- There is no oversized garbage sticker attached.
- Garbage other than those reserved is put out.
- The necessary information is not included on the oversized garbage sticker.

Phone Reservation

 **052-444-0303**

Monday to Friday: 9:00 a.m. to 7:00 p.m. Saturdays, Sundays, and holidays: 9:00 a.m. to 5:00 p.m.

Note 1: During the year-end and New Year holidays, we will be closed from December 25th to January 5th of the following year.

Note 2: At the end of the year, there are a lot of applications for oversized garbage collection, so it may be collected after January of the following year. Please make your reservation as soon as possible.

After receiving your reservation, we will inform you of the receipt number, collection date, and other points, so please make a note of them.

We will present several possible dates for garbage collection, so please choose one of them.

Internet Reservation

The Oversized Garbage Reception Center also has an online reservation service in case the phone reservation service is busy and it is difficult to get through. You can easily make a reservation online.



Search and display the top page of the Ama City official website (<https://www.city.ama.aichi.jp>), and click the "Oversized Garbage Reception Center" icon. Or scan the QR code on the right.



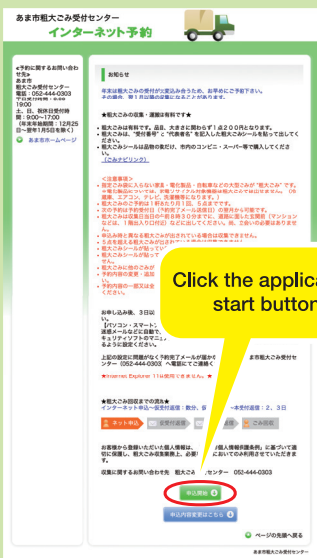
Go to the Internet reservation screen.

Once your reservation has been processed, your provisional acceptance is complete. The receipt number will be displayed, so please make a note of it.

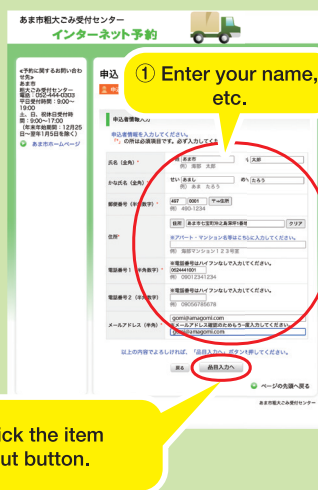
If you receive a reservation completion email within a few days after provisional acceptance, your official acceptance will be completed at that point. In that email, you will also be notified of the collection date.

Note: If you do not receive an email after making a reservation, please contact the reception center (052-444-0303) by phone.

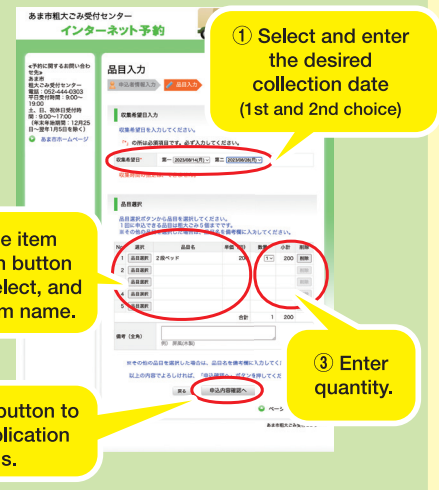
1 Start application.



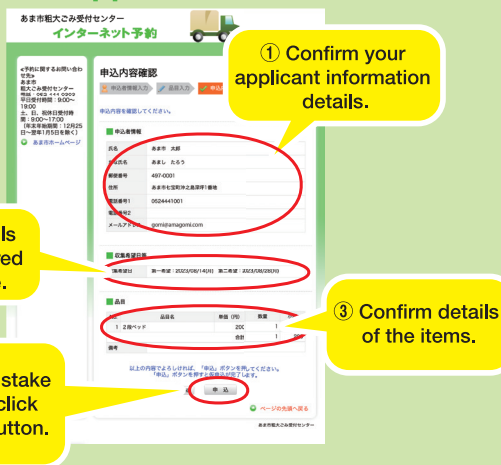
2 Enter your applicant information



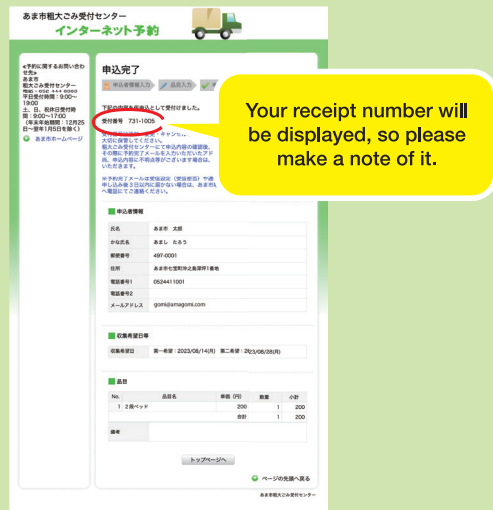
3 Input items



4 Confirmation of application details



5 Application completed



January 2025 through May 2025

Garbage collection day calendar

January 2025						
Sun.	Mon.	Tues.	Wed.	Thur.	Fri.	Sat.
			1	2	3	4
5	6	7	8	9	10	11
12	13	14	15	16	17	18
19	20	21	22	23	24	25
26	27	28	29	30	31	

April 2025						
Sun.	Mon.	Tues.	Wed.	Thur.	Fri.	Sat.
		1	2	3	4	5
6	7	8	9	10	11	12
13	14	15	16	17	18	19
20	21	22	23	24	25	26
27	28	29	30			

February 2025						
Sun.	Mon.	Tues.	Wed.	Thur.	Fri.	Sat.
						1
2	3	4	5	6	7	8
9	10	11	12	13	14	15
16	17	18	19	20	21	22
23	24	25	26	27	28	

May 2025						
Sun.	Mon.	Tues.	Wed.	Thur.	Fri.	Sat.
				1	2	3
4	5	6	7	8	9	10
11	12	13	14	15	16	17
18	19	20	21	22	23	24
25	26	27	28	29	30	31

March 2025						
Sun.	Mon.	Tues.	Wed.	Thur.	Fri.	Sat.
						1
2	3	4	5	6	7	8
9	10	11	12	13	14	15
16	17	18	19	20	21	22
23 30	24 31	25	26	27	28	29

District number

- ①...North side of the tracks in Shippo District
- ②...South side of the tracks in Shippo District
- ③...North side of the tracks in Miwa District
- ④...South side of the tracks in Miwa District
- ⑤...North side of the tracks in Jimokuji District
- ⑥...South side of the tracks in Jimokuji District

Combustible garbage

... ①, ③, ⑤ Will be collected along the garbage collection route.

... ②, ④, ⑥ Will be collected along the garbage collection route.

Plastic garbage

... ①, ② Will be collected at the garbage station.

... ③~⑥ Will be collected along the garbage collection route.

Recyclable garbage

... ①, ② Will be collected at the garbage station.

... ③, ④ Will be collected at the garbage station.

Non-combustible garbage

... ⑤, ⑥ Will be collected at the garbage station.

... ① Will be collected at the garbage station.

... ③, ⑤ Will be collected along the garbage collection route.

... ② Will be collected at the garbage station.

... ④, ⑥ Will be collected along the garbage collection route.

For inquiries, please contact the Environmental Board of Health (the second (2nd) floor, Ama City Government Office Jimokuji Government Building).

Phone number: 052-444-3132